

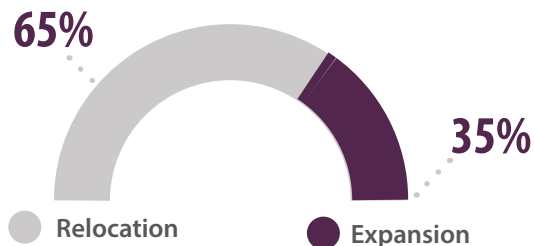
Active Projects

20

2,517
 POTENTIAL
 NEW
 JOBS

\$2.4B
 POTENTIAL
 CAPITAL
 INVESTMENT

Project Breakdown

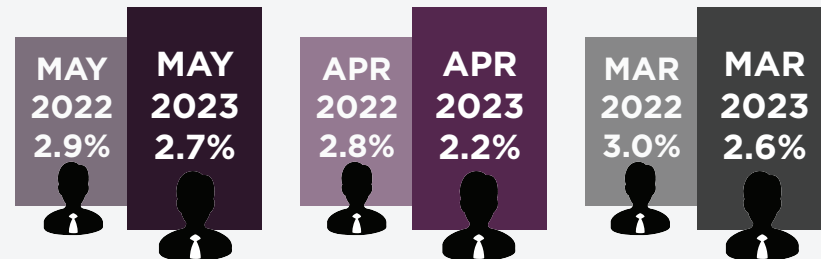


| | |
|-------------------------------|---|
| Manufacturing..... | 5 |
| Distribution & Logistics..... | 3 |
| Business Services | 2 |
| Food/Beverage..... | 2 |
| Industrial Services..... | 2 |
| Metals..... | 2 |
| Retail..... | 2 |
| Ceramics..... | 1 |
| Defense..... | 1 |

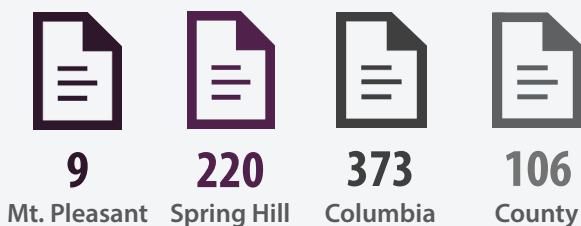
Q1 2023 COST OF LIVING

| | | | |
|--------------|-----------------|--------------|------------------------|
| 95.7 | Maury County TN | 99.4 | Charleston SC |
| 98.9 | Nashville TN | 140.0 | Oakland CA |
| 114.4 | Chicago IL | 111.9 | Denver CO |
| 100.4 | Atlanta GA | 159.1 | New York (Brooklyn) NY |

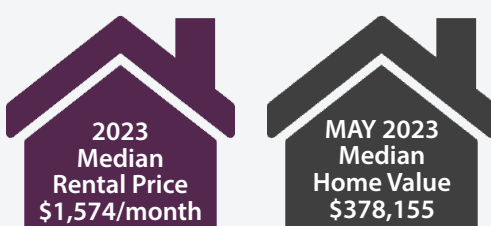
UNEMPLOYMENT RATE



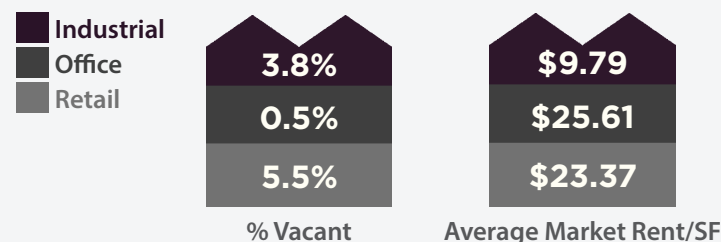
YTD HOUSING PERMITS



HOUSING PRICES



CURRENT VACANCY & RATES



MAURY COUNTY EMPLOYMENT



LABOR FORCE PARTICIPATION

